

# TOILET PAPER DISPENSER

## H2-101

### SUTTER HEALTH - PHYSICAL ACCESS COMPLIANCE

H2 Number

AUTHOR: BILL ZELLMER

ISSUE DATE: 7-28-2015

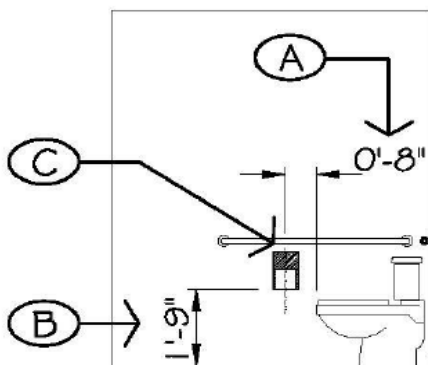
APPLICABLE CODES: 2010 ADA & 2019 CBC

REVISED DATE: 10-16-2019

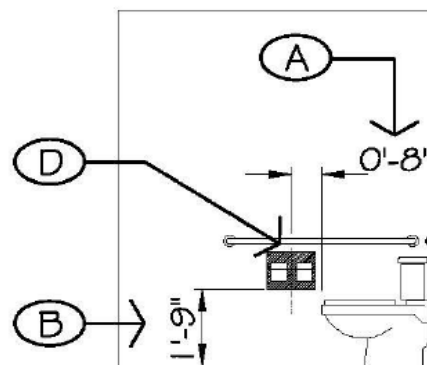
CBC CODE SECTIONS: 11B-604.7



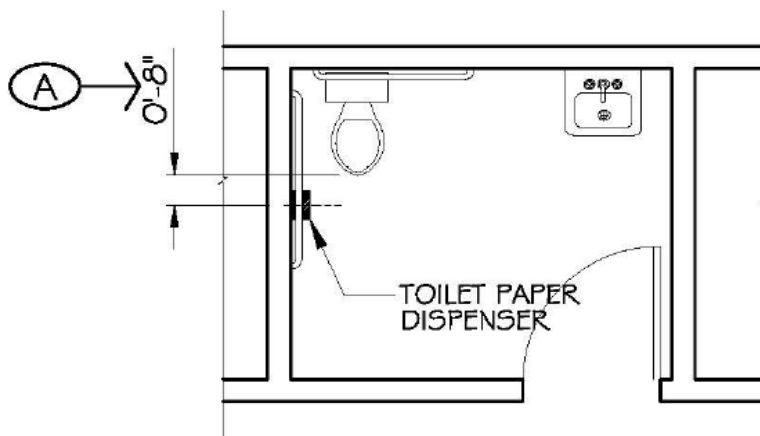
- A: RECOMMEND PLACING CENTERLINE OF DISPENSER AT 8" FROM THE FRONT OF TOILET.  
CODE REQUIRES THAT THEY BE PLACED WITH THE CENTERLINE BETWEEN 7" TO 9" FROM FRONT EDGE OF TOILET.
- B: RECOMMEND LOCATING THE BOTTOM OF THE DISPENSER AT 1'-9" (21") ABOVE THE FLOOR.  
CODE REQUIRES THAT THE 'OUTLET' OF THE DISPENSER BE SET A MINIMUM OF 19" ABOVE THE FLOOR.
- C: MAINTAIN 2" BETWEEN TOP OF DISPENSER AND BOTTOM OF GRAB BAR.  
CODE REQUIRES THAT THERE BE A MINIMUM OF 1½" BETWEEN A GRAB BAR AND ANY OTHER ELEMENT.
- D: DISPENSERS: PER SECTION 11B-604.7 "DISPENSERS SHALL NOT BE OF ANY TYPE THAT CONTROLS DELIVERY OR THAT DOES NOT ALLOW CONTINUOUS PAPER FLOW" IF THERE ARE ANY QUESTIONS REGARDING COMPLIANCE, ASK THE PAC TEAM. WHEN DUAL-ROLL DISPENSERS ARE USED, THE DISPENSER MUST BE CENTERED, NOT THE ROLLS.



SINGLE-ROLL ELEVATION



DUAL-ROLL ELEVATION



FLOOR PLAN